

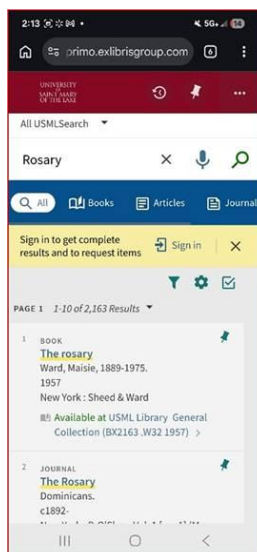
Filtering Results on a Mobile Device

To display relevant results quickly on a mobile device, try narrowing your search by subject, peer-review status, or online availability. On a computer, these filters will appear on the left side once you have conducted a search. On a mobile device, follow this easy step-by-step instructions to filter your results.:

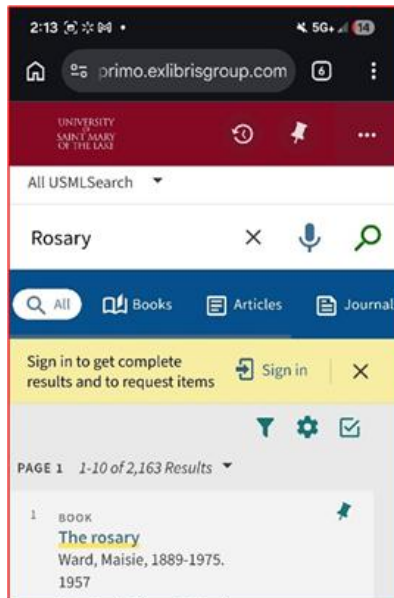
Step 1: Visit usml.edu/library. Select “Search the Library Catalog.”:



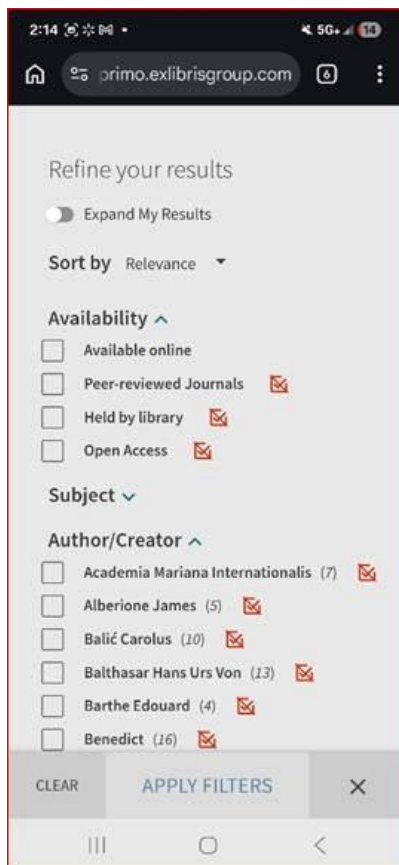
Step 2: Enter search terms and tap the magnifying glass on the right-hand side.:



Step 3: Tap the Filter Icon to Refine Your Results.:



Step 4: Once you have selected from the checkboxes, tap “Apply Filters.”:



Step 4: To remove or change filters, tap on the Filter Icon once more.

Questions? Askalibrarian@usml.edu